

WE REMEMBER



In Jesus' Name:
We Gather
We Learn
We Eat
We Go Forth



Catholic Association of Religious
and Family Life Educators of Ontario

A Sacrament Preparation Program
for Students with
Developmental Disabilities

Eucharist

ACKNOWLEDGEMENTS

C.A.R.F.L.E.O. wishes to acknowledge the following persons who participated in the preparation of this Eucharist Resource Document:

Terri Kudirka, writer

Mary Ann Takacs Debly, writer

Wayne Debly, computer systems assistance

Fran Wachna, graphics

October, 2004
© CARFLEO 2004

TABLE OF CONTENTS

<u>INTRODUCTION</u>	1
<u>NOTES TO THE TEACHER CATECHIST</u>	3
<u>SCRIPTURE THEMES -LESSONS</u>	
1. We Gather	The Feeding of the Five Thousand8 John 6:1-1
2. We Learn	Parable of the Sower13 Mark 4:1-9
3. We Eat	Jesus Shares The Last Supper17 Luke 22:14-20
	The Road to Emmaus.....25 Luke 24:13-34
	A Time To Share Friendship And Food28 John 21:4-1
4. We Go Forth	Sending Forth.....33 Matthew 28:16-20
<u>GOSPEL STORIES ADAPTED</u>	35

INTRODUCTION

These Sacrament Preparation Materials are for the use of catechists who are working with students with developmental disabilities.

Canon 777.4 states “In a special way, the parish priest is to ensure, in accordance with the norms laid down by the Diocesan Bishop, that: as far as their condition allows, catechetical formation is given to the mentally and physically handicapped”

Since the seven Sacraments are so central to the life and celebration of our Catholic tradition every baptized person should be welcomed to full membership in the Catholic community. Pope John Paul II wrote in the encyclical CATECHESI TRADENDAE that...” from the theological point of view, every baptized person, precisely by reason of being baptized, has the right to receive from the Church instruction and education enabling him or her to enter on a truly Christian life.” (14)

“Children and young people who are physically or mentally handicapped come first to mind. They have a right, like others of their age, to know the “mystery of faith”. The greater difficulties that they encounter give greater merit to their efforts and to those of their teachers.” (41)

The CATECHISM OF THE CATHOLIC CHURCH further delineates this by stating: “Just as Baptism is the source of responsibilities and duties, the baptized person also enjoys rights within the Church: to receive the sacraments, to be nourished with the word of God and to be sustained by the other spiritual helps of the Church.” (1269)

These clear statements speaking to us as Church call us to provide the necessary materials and catechesis for these members of our Church family. In light of the dignity of every person, we have a sacred mission to welcome, support, and journey with each member so each one can participate in the sacramental life as fully as possible.

In their “Pastoral Statement on People with Disabilities” the United States Catholic Bishops clearly acknowledged the rights of persons with disabilities by stating: “At the very least, we must undertake forms of evangelization that speak to the particular needs of individuals with disabilities, make those liturgical adaptations which promote their active participation and provide help and service that reflect our loving concern. ... Realistic provision must be made for persons with disabilities to participate fully in the Eucharist and other liturgical celebrations, such as the sacraments of reconciliation, confirmation and the anointing of the sick.” (United States Catholic Bishops Pastoral Statement on Persons with Disabilities)

The Bishops of Ontario issued a Pastoral Statement about Handicapped Persons among us, "One in Christ Jesus" and throughout the document extended the invitation and welcome to every member. In conclusion, their words are a strong reminder to each of us. "What we should try to understand more deeply and live out in our day-to-day existence is the nature of Church as the Mystical Body of Christ. All, no matter what their state or condition in life may be, are precious members of Christ, united to one another in Christ. We have only to recall the Lord's memorable assertion: "Insofar as you did this to one of the least of these brothers or sisters of mine, you did it to me."(Matthew25:40)

"The Christ and his salvific mission embraces one and all, and in a special way those handicapped people who are the 'anawim' of the gospel". ("One in Christ Jesus")



NOTES TO THE TEACHER CATECHIST

The following Lessons are intended to help prepare students with developmental disabilities for the celebration of First Eucharist. These notes are offered to give further assistance and explanation of the materials presented.

OVERALL FORMAT


The format of this program was planned to follow the Movements of the Eucharistic Liturgy:

Introductory Rites	We Gather
Liturgy of the Word	We Learn
Liturgy of the Eucharist and Communion Rite	We Eat
Concluding Rite	We Go Forth

Notice that the word “Learn” was chosen to describe the Liturgy of the Word instead of the word “Listen.” This choice was made to bring awareness and sensitivity to students who are hearing impaired and will learn God’s word in a particular way.

TIMELINE

There is no pre-determined timeline for each lesson. The timeline is to be determined by the needs of the students. The Teacher Catechist is encouraged to include as much repetition and detail as the students require.



LESSON COMPONENTS

- FOCUS and CONCEPT** These sections are intended to help the Teacher Catechist have a clear catechetical understanding and direction for the movement of the lesson.
- OPENING PRAYER** This section is to be used each time the activities related to the Gospel story are presented. If it takes four sessions to present the activities, each session would begin with the specific opening prayer related to the Gospel story theme.
- GET READY** This section is intended to identify the materials needed to present the movement.
- GET SET** This section is intended to set the stage and begin introducing the students to the movement of the lesson.
- GO** This section is intended to present activities and involvement for the students in order to unfold and enter the catechetical meaning of the lesson.

SCRIPTURE THEMES

Gospel stories have been chosen as the basis of each lesson. These Gospel stories were chosen to develop the movements of the Eucharistic Celebration. The movements of the Eucharist and related Gospel stories are:

We Gather	The Feeding of the Five Thousand (John 6: 1-14)
We Learn	Parable of the Sower (Mark 4: 1-9)
We Eat	Jesus Shares the Last Supper (Luke 22: 14-20) The Road to Emmaus (Luke 24: 13-34) A Time to Share Friendship and Food (John 21: 4-14)
We Go Forth	Sending Forth (Matthew 28: 16-20)


CLASS BIBLE

Throughout the course of this program, the Teacher Catechist is encouraged to help the students grow in a love and deep respect for the Scriptures. It is intended that each class will have a special Class Bible which is also referred to as “The Book of God’s Word.”

It is important to model deep reverence and respect for the Bible. When a Gospel story is read, the gesture of raising the Bible reverently overhead before beginning to read is encouraged. Adapted versions of each Gospel story are included at the end of this booklet. If the Teacher Catechist chooses to read this adapted version of the Gospel, it is suggested that a copy of the reading be placed in the Class Bible so the students will have a consistent experience that the reading is taken from the Bible, “The Book of God’s Word,”

SONG AND GESTURE

The Teacher Catechist may wish to use the following Song and Gesture to involve the students further as they prepare to have the Gospel story read to them. The gestures are adapted to accommodate students who may be hearing impaired, non-verbal or lack muscle control. It is suggested that this simple gesture ritual would be used each time Scripture is read to the students. The following is adapted from the Year 1 Catechetical Resource, We Belong to God.



“Good News” Song #9

Chorus:

Good News, Good News
We want to share Good News

Raise hands uplifted over the head
Move hands outward in a semi-circle direction

Good News, Good News
We want to share Good News

Raise hands uplifted over the head
Move hands outward in a semi-circle direction

Verses

With our hearts
We listen

Place hands over heart
Place hands beside ears

With our hearts
We remember

Place hands over heart
Touch the forehead

With our hearts
We want to share Good News

Place hands over heart
Place hands cupped beside the mouth

(Repeat the Chorus as shown above)

MUSIC

Music is an integral part of Liturgy. Also it can be a meaningful way to help the students participate in the theme of the Gospel stories and movement of the Liturgy. Appropriate songs and music are encouraged to be used throughout the program.

The following songs from the Year 2 Catechetical Resource We Belong to the Lord Jesus are recommended. Adapt the use of these songs according to the students’ abilities. A suggested adaptation is to use only one line from the song. Choose the line that is most meaningful to the theme.

Gather	“God Calls Us Together” pg.343, #4
Teach	“Feasting at the Table of the Word” pg.344, #5; OR pg.347, #7; OR pg.364, #17. (Note this song has variations according to the Liturgical season.)
Feed	“At the Table of Our God” pg. 359, #14
Go Forth	“Journey of Love” pg. 365, #18

IN CLOSING

It is hoped that these materials will be helpful to you on your faith journey with the students whom you are preparing for the Eucharistic Celebration of their First Holy Communion. God's blessings be with you on this journey.

As Teacher Catechists you are encouraged to help make this document as meaningful as possible. You are invited to send any further suggestions and ideas that you find helpful in working with your students. It is intended that this document will be living and developing over time. Please use the Feedback Form on page 38 to help enrich this document.



FEEDING OF THE FIVE THOUSAND

John 6:1-14

CONCEPT

Jesus' action in the story of the feeding of the 5,000 is a sign of how he cares for people by giving himself to all in the Eucharist.

FOCUS

By hearing the story of the feeding of the 5,000 students will come to know how Jesus cares for people by sharing food for all who come to him.

OPENING PRAYER

Dear Jesus when you fed the five thousand people who came to listen to your message of Good News you showed that you cared about them because they were hungry. We thank you for the many times you care about us each day.

GET READY

1. Have available a picture of Jesus. See Black-line Master-1 on page 10.
2. Prepare a pre-cut outline of persons. See Black-line Master-2 on pages 11 & 12.
3. For those students who are able to draw a depiction of themselves, have the necessary materials available.

GET SET

Gather students together and invite them to share experiences of family and friends coming together to celebrate special occasions. Talk about how, when we gather together, we almost always share a special meal. At those times people might prepare lots of special foods to make sure that everyone has enough to eat.

Tell the students you would like to share a story about how Jesus showed his caring for people when he shared food with them, making sure that everyone had enough to eat. Read the story of the Feeding of the 5,000 from John 6:1-15. (Use the adapted version if it better meets the needs of the students.)

In discussing the story, focus on the "feeding" aspect of the passage rather than the "multiplication" aspect to avoid the element of magic. Emphasize how much Jesus cared for others.

GO


Ask the students how they would have felt if they had been there. Invite them to place themselves in the story by introducing the following activity:

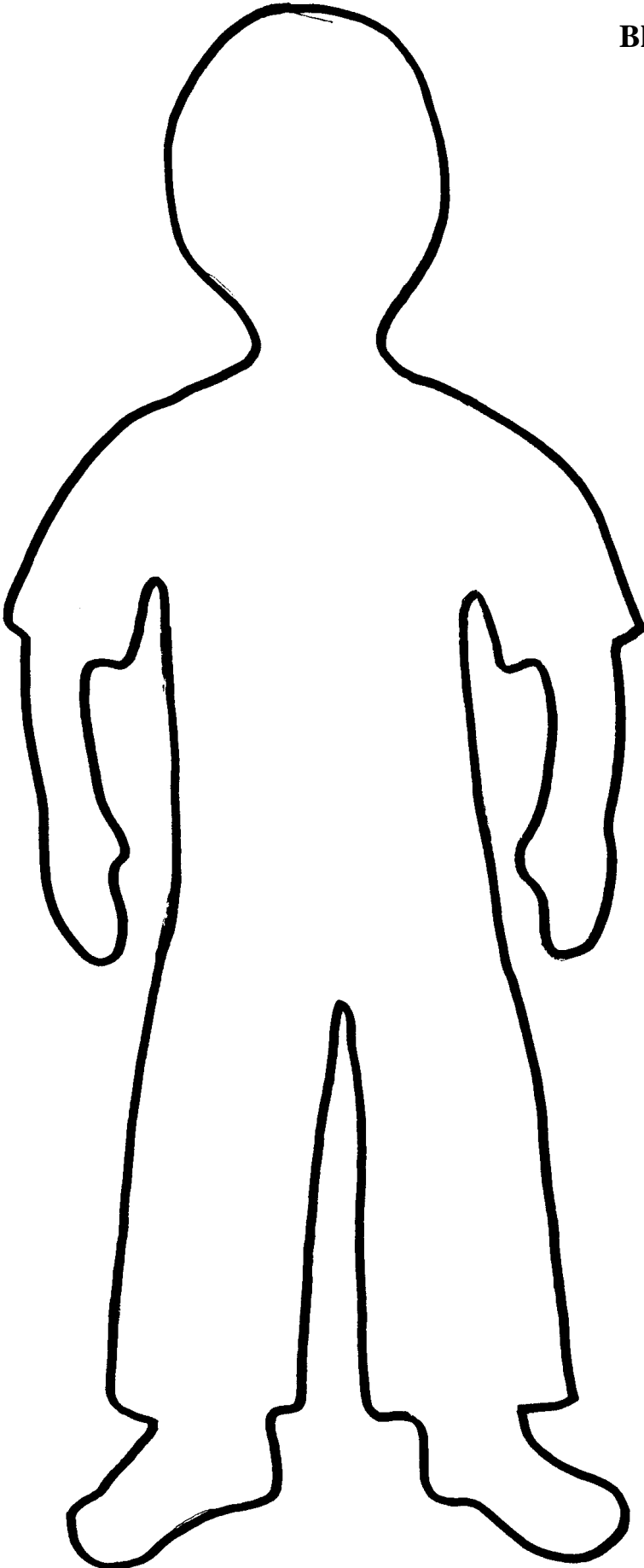
According to their ability, draw, cut out, or place their name on a pre-cut outline of a person and create a bulletin board display of these representations of themselves around a picture of Jesus entitled: "Jesus Cares for All of Us."

Another option could be to request from home a picture of themselves or by using a Polaroid camera, or digital camera with the computer to obtain an individual picture of each student and placing these student's photos around the picture of Jesus thus placing themselves in the story.









PARABLE OF THE SOWER

Mark 4: 1-9

CONCEPT

Jesus used special stories called Parables to teach us about God's love and how God wants us to live as loving persons.

FOCUS

In the "Parable of the Sower" Jesus uses the seed as an example of how God's message can grow. The good soil is like our hearts where God's message can grow like the seed falling on good ground.

OPENING PRAYER

Dear Jesus you spent much of your time teaching people about God's message of love. Thank you for teaching us that our hearts, like good soil, can let your message grow in our hearts so we are loving people who care about others.

GET READY

1. Have available a few large sized seeds in a container. If possible have the seed packet with a picture on it showing the plant that will grow from the seed.
2. Have a series of pictures showing the stages of a seed growing. See Black-line Master-3 on page 15.
3. Have a small container of rocks available.
4. Have a small container of good soil available.

GET SET

Show the students the container of seeds and tell them you will be talking about how seeds grow. If the seed packet is available, show the students what plant will grow from the seeds.

GO

Begin by discussing what the seeds need to be able to grow. Will the seeds grow if they are kept in the packet or container? No. So what do we need? Follow the stages of the parable. If we put the seeds on the parking lot or front sidewalk will they grow? No. If we put the seeds in the container of rocks will they grow? No. (If it is an appropriate season of the year, you might want to go outside with the students and look for a place that is all filled with other plants. Ask the students if the seeds would grow there. No.)

If we put the seeds in the container of good soil, will they grow? Yes. Now use the Black-line Master 3 on page 15 of the stages of a seed growing and talk about this process. Also talk about the time and care it takes to grow seeds. If there is appropriate time, you may wish to plant the seeds in the container of good soil and hopefully watch them begin to grow after providing warmth, light, and water.

GET READY

Have prepared for each student an outline of a heart with the words “God’s Word grows in our hearts” printed on it. See Black-line Master-4 on page 16.

GET SET

Tell the students you want to share a special story about Jesus and how Jesus teaches us to learn God’s message of love. Place the Gospel reading of Mark 4:1-9 in the Class Bible to remind the students that the story they are going to hear is from the Book of God’s Word.

GO

When Jesus taught the people he often used a special kind of story called a parable. The story we will read from the Book of God’s Word is about planting seeds. (Review the previous lesson about seeds growing.)

Explain to the students that in Jesus’ time they used the word “sower” for someone who planted seeds. They did not have big farm machines to help plant seeds. The sower would wear a large sack with seeds in it and would walk along and throw the seeds onto the ground. The sower was like a farmer or gardener.

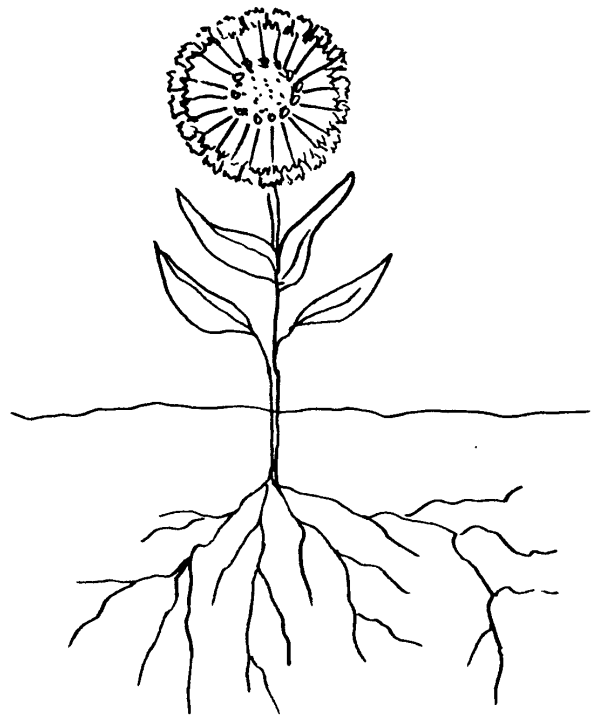
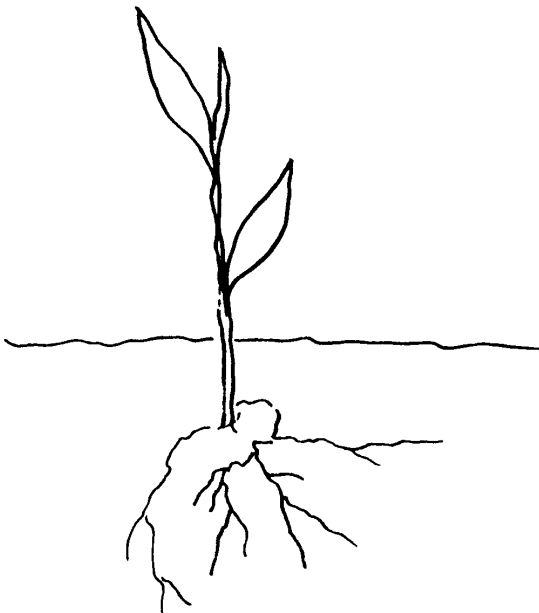

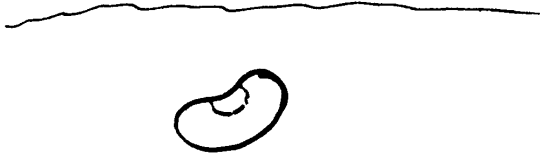
Use the adapted version of the reading from Mark 4:1-9. As each example of where the seed falls talk again about how the seed will or will not grow. Use the container of rocks and good soil in reading the Gospel parable.

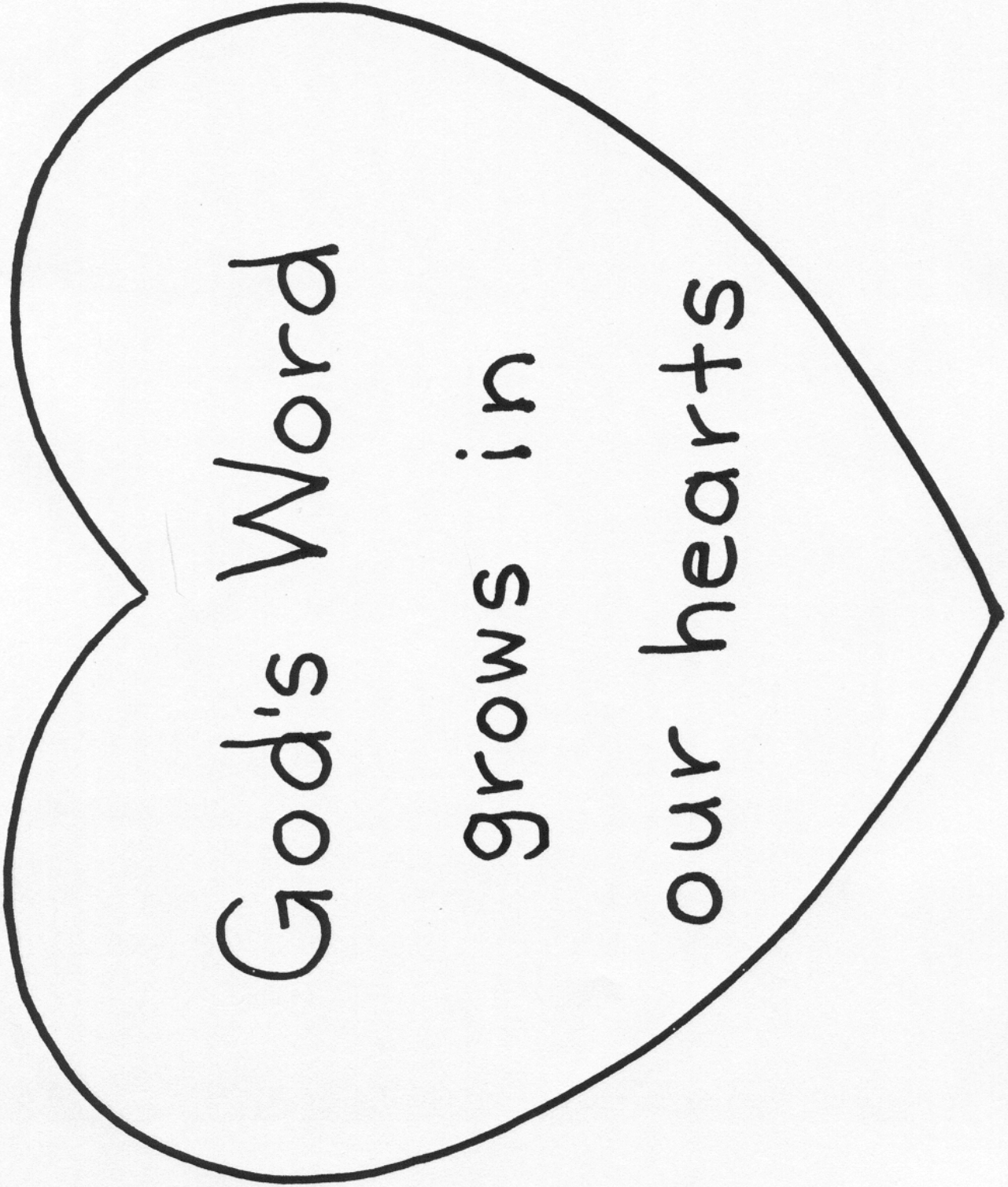
In conclusion explain that our hearts are like the soil where God’s word falls like seeds. We need to open our hearts and to learn about God’s word so we can grow to become loving persons.

Distribute the outline of a heart to each student. Read the message “God’s Word grows in our Hearts”. Have each student colour the heart and trace the words with colours. Invite the students to take their heart home and share this special message with their families.



Black-line Master-3





God's Word
grows in
our hearts

JESUS SHARES THE LAST SUPPER WITH HIS FRIENDS

Luke 22:14-20

CONCEPT

Eucharist is knowing Jesus is with us in a special way when we remember the story of Jesus sharing a special Supper with his friends.

FOCUS

We remember the special Last Supper Meal Jesus shared with his friends.

OPENING PRAYER

Dear Jesus when you shared a special supper meal with your friends, you asked them to do it again and again as a special way to remember you and the many important things you taught them. We thank you because we know you are with us when we share this meal of Eucharist in remembrance of you.

GET READY

1. Have a collection of pictures of families celebrating a meal.
2. Using the sample note from Black-line Master-5 on page 20, ask the children to bring a picture showing their family celebrating a special meal.
3. Prepare a bulletin board or poster with the title “We Remember A Special Family Meal”.
4. Have a picture of Jesus and his friends sharing the Last Supper. Black-line Master-6 on page 21.

GET SET

Talk with the students about sharing a meal with family and friends when we celebrate a special event. At these times we often are remembering special people. At a birthday, wedding, graduation, or Baptism we are remembering particular persons. Discuss with the children whom we are celebrating and what are we remembering at this celebration event.

GO

Show the students the collection of pictures of families celebrating a meal and discuss what is possibly happening in the picture. Now invite students to begin sharing the story of what was happening in the special picture they brought of their family celebrating a

special meal. Ask the students to tell whom they are celebrating and what special event were they remembering as a family.

After the students have each shared about their family celebration gather and create a “We Remember” poster or bulletin board. Include a picture of Jesus sharing the Eucharist with his friends.

GET READY

Have available either models or actual objects to use to set a table. For example: a table, tablecloth, dishes, silverware, flowers, and candles. Black-line Masters-7a, 7b, 7c on pages 22, 23, and 24.

GET SET

Discuss with the children how we prepare and set our table when we celebrate a special meal.

GO

Using the models or actual objects involve the students in actually setting the table. Talk about what the use of each article is.

Explain that in our churches we have a special table called the altar and we have special dishes that are used. When we celebrate Eucharist (Mass) we are celebrating a special meal with our church family that we call the community.

If it is possible, arrange, a visit to the parish church and/or invite the parish priest to visit the class. (This visit would be a separate session following the above experience of setting a table for a special event.)

At church, since we usually have a large number of persons attending the Mass celebration, we sit in special seats called the pews. Because we kneel for some of the prayers of the Mass we often have kneelers.

The altar at the front is a special table. If the parish priest is not available to meet with the students, arrange ahead of time to have on display the sacred vessels used during Mass. Explain these sacred vessels to the students. The chalice is used like a cup. The paten is a plate or basket that holds the holy bread. The cruets hold the water and wine. The special book of prayers is called the Sacramentary. The candles remind us that Jesus is the Light of the World. Flowers can be used to add as decoration and to create an atmosphere of celebration

If the priest is available he could talk about the sacred vessels as well as explain the special clothes the priest wears. These are called the vestments.

GET READY

Depending on the number of students present, have some cookies and juice available that will be shared with the class.

GET SET

We enjoy celebrating our birthday each year. We enjoy celebrating special holidays each year. At these events we remember the people and the occasion that has taken place. In the same way Jesus asked his friends to celebrate the special meal with him and to remember his presence with them and what he had taught them. When we celebrate this special meal we also remember Jesus and we know that Jesus is with us in a special way. We call this special meal the Eucharist or celebrating Mass.

GO

Talk with the students about the special meal Jesus shared with his friends. During the meal Jesus prayed to God and said thank you for many blessings. What are some blessings for which we can say thank you to God? Take time to name these blessings. Create a simple “thank you God” action/movement expression by standing and praying together “We thank you God for ...as the students name for what they are thanking God they can raise their arms upward as an added expression of praise and thanksgiving. If appropriate the students can indicate what they are giving thanks for. For example, if they are giving thanks for friends, they can point to each other.

Use the Black-line Master 6 on page 21 that shows Jesus and his friends sharing the Last Supper. Tell the students what Jesus did at this meal. After giving thanks to God, Jesus took the bread, he blessed it, he broke it and gave it to his friends and said, “This is my Body. Do this to remember me.” When the priest prays these words that Jesus taught us, the bread becomes very special holy bread that is now Jesus with us in a special way. We call the holy bread the Body of Christ. The holy bread has a special name and is called the host. Then Jesus took a cup of wine, blessed it and said, “This is my blood, do this to remember me”.

When we come to Church and celebrate the Mass, Jesus is with us too because God loves us very much. God wants us to have Jesus with us. Let us share these cookies and juice because we are so happy that God loves us and Jesus is with us when we remember the Last Supper in the celebration of the Mass.



Sample Letter


Dear Parents/Guardians:


In our Religion Class we are learning about the special meal, the Last Supper, Jesus shared with his friends before he died. During this meal Jesus blessed the bread and gave it to his friends. He blessed the wine and shared it with his friends. He asked his friends to share bread and wine in this special way to remember him.

I am asking the students to bring a picture of themselves showing them sharing a meal with their family and friends. We will talk about what event they were celebrating: a birthday, Thanksgiving, or Christmas etc. What special event were they remembering? Please send by (date) a picture of your child sharing a special meal.

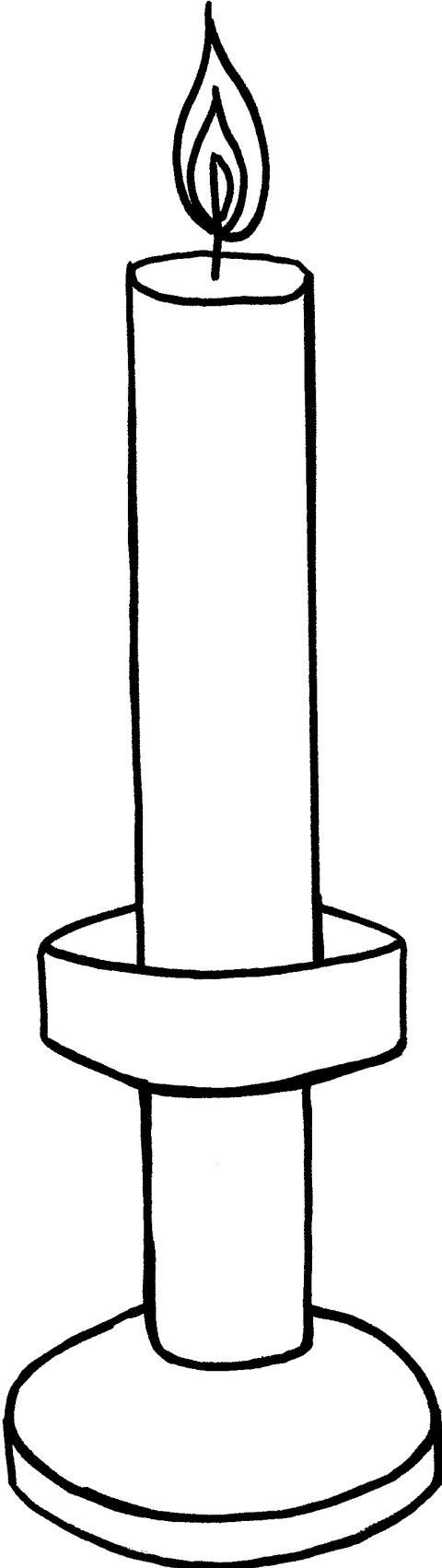
Thank you very much,

[Your name]









THE ROAD TO EMMAUS

Luke 24:13-34

CONCEPT

The risen Jesus reveals himself through his words and actions while journeying with the Disciples on the way to Emmaus.

FOCUS

Students will hear the post-resurrection story of the Disciples on the way to Emmaus. Through a role-playing experience they will have an opportunity to enter into the story and to hear how his Disciples recognized Jesus in the breaking of the bread.

OPENING PRAYER

Dear Jesus, your friends the Disciples were very sad after you died on Good Friday. When you came back to new life you returned to be with your friends. They began to understand God's great love for everyone. They began telling others about God's great love. We thank you for the gift of love you bring to all of us.

GET READY

Have available a copy of the adapted version of Luke 24:13-34.

GET SET

Place the Gospel reading of Luke 24:13-34 in the Class Bible to remind students that the story they are going to hear is from the Book of God's Word.

GO

Gather the students together and tell them you have a very important story to share with them. It is a story about Jesus after God raised him to new life on the first Easter. To prepare them to hear the story of the Disciples on the road to Emmaus do one of the following preparation activities:

1. If this theme is taught immediately after Holy week and Easter engage the students in a "memory dialogue" about some of the events of this time of the Liturgical Year.
2. If this theme is taught earlier in the school year before the Lent/Easter season share with them some of the following reminders:
 - At special times in the year we celebrate different events in the life of Jesus.
 - Use the example of Christmas and ask the students what we celebrate at that time of the year. If students need help remembering, provide them with answers.
 - Remind the students that there is a special time of year called Holy Week. At this time we remember how Jesus gave himself to his friends in the special

signs of bread and wine. Review the previous Learning Activity, "Jesus Shares The Last Supper With His Friends".

- Jesus asked his friends to use the same words and actions to remember him and make him present in a special way.
- Today when the priest says and does what Jesus did at the Last Supper, the bread and wine become Jesus. When we receive the Bread and Wine at Eucharist, Jesus comes to us in a special way.
- Ask the students how they think they will feel when they receive Jesus' gift of himself in the Bread and Wine. Those feelings of joy and happiness don't just happen when we receive Jesus at our First Communion. The joy and happiness can happen every time we receive Jesus. What Good News!

To continue their preparation to hear and participate in the story of the Disciples on the road to Emmaus, help students to remember some of the other events of Jesus' life that we celebrate during Holy Week.

Note: This is not a time to get into extensive details of Jesus' trial, passion and death, but to help the students understand why the Disciples were so sad on their way to Emmaus. Explain that during Holy Week we remember that Jesus died because of his great love for everyone in the world.

Talk with the students about the fact that after Jesus died his friends became very, very sad. They did not understand that God would bring Jesus back to a new life.

GET READY

Prepare four signs with the following headings:

1. Jesus joins his friends
2. Jesus teaches his friends
3. Jesus shares bread and wine with his friends
4. Jesus' friends are filled with joy and go out to share the Good News of God's great love.

Prepare four additional signs with the following headings:

1. Gathering Rite
2. Liturgy of the Word
3. Liturgy of the Eucharist
4. A time to go forth

GET SET

Mount the first four signs on the walls of the gymnasium, or hallway, or the walls of a large classroom in such a way that they show four different locations with a space between each one. (This is to prepare for the role playing of the Gospel reading.)

GO

Take the class Bible and begin reading the story from Luke 24: 13-24. This describes Jesus joining his friends. Invite two students to be the Disciples and discuss how they would show their sadness. Then invite a student to be Jesus. Read the verses again and have the students demonstrate the actions. Now go to the first sign and point out the message “Jesus joins his friends”. Once again read the verses and have the students show the action of the reading. Invite two other students to act as the Disciples and one to represent Jesus. Read again the verses for this portrayal.

Continue with the next part of the reading from Luke 24: 25-29. This describes when Jesus begins talking with the Disciples and teaching them about the meaning of his life and death. Again invite students to be the Disciples and one student to be Jesus. Read the verses and have the students demonstrate the actions. In order to include as many students who are present invite different students to take the parts of the Disciples and of Jesus. Now move to the second sign and point out the message “Jesus teaches his friends”. Once again read the verses and have the students show the action of the reading.

Continue with the next part of the reading from Luke 24: 30-32. This describes when Jesus shares bread and wine with his Disciples and they finally recognize Jesus when he shares the Bread with them. Again invite students to be the Disciples and one student to be Jesus. Read the verses and have the students demonstrate the actions. Now move to the third sign and point out the message “Jesus shares Bread and Wine with his friends”. Once again read the verses and have the students show the actions.

Conclude with the final part of the reading from Luke 24: 33-35. This describes that Jesus’ friends go out to share the Good News that Jesus is alive. Again invite students to be the Disciples and one student to be Jesus. Read the verses and have the students demonstrate the actions. Now move to the fourth sign and point out the message “Jesus’ friends are filled with joy and go out to share the Good News of God’s great love”. Once again read the verses and have the students show the actions.

This part will probably be at another session. This time the reading of the four set of verses from the Gospel of Luke are repeated and this time the second set of signs will be added to the first four signs. The second set of signs show a connection with the movement that takes place when we celebrate the Eucharist. Some of the students may be able to make this connection.

A TIME TO SHARE FRIENDSHIP AND FOOD

John 21:4-14

CONCEPT

Eucharist is knowing Jesus is with us when we share a special meal with family and friends.

FOCUS

Jesus is with us when we share the meal of Eucharist with family and friends.

OPENING PRAYER

Dear Jesus, just as you said to your followers “Come and have breakfast” we thank you for inviting us to share a special meal with our family and friends when we come to celebrate the Mass.

GET READY

1. Have available pictures of people fishing or use Black-line Master-8 on page 30.
2. Prepare the “Fish Picture” for each student Black-line Master-9 on page 31.

GET SET

Talk with the students about the experience of fishing. Show some pictures of people fishing. Discuss if any of the students have gone fishing. Talk about this experience. Some of Jesus’ friends were fishermen. Often fishermen will go fishing during the night or very early in the morning. This can be very hard work. Even though the fishermen worked hard they caught no fish. How do you think they felt?

The fishermen saw a person on the beach. He told them to put their nets on the other side of the boat. They caught many, many fish. The net almost broke so they came to shore dragging the net and feeling very tired and hungry. Have the students stand up and do actions of pulling in a heavy net of fish. The person on the shore was Jesus. What a great surprise it was for them to see Jesus there on the shore. Jesus invited them to “Come and have breakfast”. Jesus had started making breakfast for his friends.

When Jesus’ friends saw Jesus was making breakfast how do you think they were feeling?

What would his friends say?

GO

Distribute the large fish shape to each student and have each student re-trace the message on the fish. “Jesus loves us so very much”. Practice re-telling parts of the story of Jesus making breakfast for his friends.

Jesus loves us so very much. Jesus is our friend who wants to be with us. Jesus wants to help us when we need help. For example Jesus wants to help us when we are tired and hungry like Jesus’ friends were tired and hungry.

Just as Jesus invited his friends to breakfast on the beach, Eucharist (Mass) is a special Meal through which Jesus is with us and our families in a special way. Display each student’s decorated fish on a poster or bulletin board. When the students take their fish home, invite them to share with their families the story of Jesus sharing breakfast with his friends.

GET READY

Prepare the “Invitation Card” for each student. Black-line Master-10 on page 32.


GET SET

“Come and share a meal” What is an invitation? Discuss with the students that we invite family and friends to visit us or to celebrate special events. What are some of these special events? They may be times to celebrate friendship, birthdays, anniversaries, graduations, weddings, Christmas, Easter, or Thanksgiving.

GO

What do we do when our family and friends come to visit? We talk, play, share stories, and eat food. Each Sunday Jesus invites us to come to Church and share a special meal called the Eucharist. Using the “Invitation Card” have the students decorate the invitation to Sunday Eucharist and take their invitation home to their families.







Please Come:

Sunday Mass
at:

Parish

Jesus invites
us to come
and share a
special meal.

SENDING FORTH

Matthew 28:16-20

CONCEPT

Jesus, who is alive in his new life, comes to his disciples and tells them to teach and bring God's message of love to other people.

FOCUS

Jesus is with us and fills us with God's love so we can bring love to others.

OPENING PRAYER

Dear Jesus, after you came to new life in your Resurrection, you told your disciples to bring God's message of love to others. Help me to bring love to others each day.

GET READY

Prepare a box wrapped as a gift. Place inside the box a piece of paper for each student. On each paper print the words "God's love is so great!" on one side of the paper. On the other side of the paper print "I share God's love".

Have pictures from a newspaper or magazine that show people being kind and helping others.

GET SET

Show the wrapped gift box to the students. Talk about the experience of giving gifts and receiving gifts. When do we give gifts? When do we receive gifts? Why do we give gifts? Why do gifts usually make us happy?

GO

Discuss with the students that we have been talking about Jesus' new life and the message of God's great love. Hold up the box wrapped as a gift and ask "What do you think might be in this box?" Shake the box gently and invite students to hold it and share some ideas of what might be inside of the box. Reverently open the box. Remove one of the sheets and read it to the students "God's love is so great". Wow! This is a great gift that God gives to us always. What did Jesus tell us about God's love? God loves each of us very much and God wants us to share this love with others.

Turn the sheet over and read that side, "I share God's love". How do we share God's love? We are kind. We help someone. We hug one another. Share a variety of concrete ideas of showing love to one another. If possible, have pictures that show people sharing

kindness and love to others. Remind the students that Jesus is with us to help show God's love to others.

Hand each student a sheet from the gift box and turn it to the side that reads "I share God's love". Invite the students to draw a picture that shows how they can share God's love with someone. Ask the students to take home their sheets and share this with their family.

GET READY

1. Obtain a copy of the song "Journey of Love" which is from the Year 2 catechetical resource, We Belong To The Lord Jesus.
2. Prepare a small card for each student with the words printed on it, "I share God's love with you". Another option in preparing these individual cards is to "partner" with a class that will prepare these cards for each student.

GET SET

In our own ways we bring God's love to others. We need to remind ourselves each day of this important message.

GO

Introduce the students to the song "Journey of Love". Play the song for the students and talk about the meaning of the words. Choose lines from the song that will have meaning for them and talk about them. Help the students become familiar with the song. Simple gestures can be practiced. When the words "Come with me" are sung, a gesture of reaching out a hand could be used. When the word "love" is sung the students could touch their hearts.

Arrange a visit to the Office and have the students share the song, "Journey of Love". Have the students distribute the cards with the message "I share God's love with you". Another option is to either visit a class and share the song or invite a class to visit your classroom and share the song.

GOSPEL STORIES

THE FEEDING OF THE FIVE THOUSAND WITH LOAVES AND FISHES

(Adapted from John 6:1-14)

One day Jesus and his disciples gathered on a hillside near the Sea of Galilee. Many people also gathered there to listen to Jesus teaching. Jesus cared about them very much. He thought to himself, they must be tired and hungry because they had spent a long time listening to him and they had nothing to eat. Jesus asked, "Where can we buy food for the people to eat?" His friend said, "We don't have enough money to buy food for everyone." There were more than 5000 people who had followed Jesus to this place.

Another of Jesus' friend's said, "there is a little boy here with five loaves and two fish, but that is not enough for everybody." Jesus told his followers to ask the people to sit down and to bring him the loaves and fish. Then Jesus took the loaves and after praying To God and giving thanks he began to pass the loaves out to the people who gathered there. He did the same with the fish. Everyone had as much food as they needed. All of the people began to see how much Jesus cared for them. He had taken a little bit of food and shared it with many people and no one had to go hungry.

The Word of the Lord. **Response:** Thanks be to God.

PARABLE OF THE SOWER

(Adapted from Mark 4: 1-9)

Jesus began to teach beside the sea. Because so many people had gathered around him, he got into a boat on the sea and taught the people who were sitting on the land. Jesus used a special kind of story to teach the people. This special story is called a Parable.

Jesus said a sower went out to plant seeds. A sower is like a farmer because a sower is someone who plants seeds. As the sower planted the seeds, some seeds fell on the path and the birds came and ate it up. Other seed fell on rocky ground, where it did not have much soil. It grew quickly at first since it wasn't buried in the soil. When the sun was shining it burned up the seed on the rocky ground because the seeds did not grow good roots. Other seed fell among thorns and like weeds the thorns grew up and choked the seed so it could not grow. Other seed fell into good soil and grew very well. It grew and gave many good plants.

Jesus later explained to his followers that our hearts are like the good soil and the teachings of Jesus are like the seeds. We need to learn about the teachings of Jesus and like the seeds that grew well; we need to do what Jesus teaches us as the right way to live a life of loving others.

The Word of the Lord. **Response:** Thanks be to God

JESUS SHARES THE LAST SUPPER

(Adapted from Luke 22:14-20)

When the meal was ready, Jesus and the apostles gathered around a table. It was a joyful time of being together with friends. Jesus told his apostles that this was the last supper he would have with them. Jesus took the bread in his hands and gave thanks to God for it. Then he broke it into pieces and shared it with his apostles. Jesus said, "This is my body." Then Jesus took the wine and said, "This is my blood. Do this to remember me." This meal celebration was the Last Supper. Today when we go to our churches and receive Communion, we remember what Jesus did. We remember Jesus as a friend who shared his food and himself with others.

The Word of the Lord. **Response:** Thanks be to God.

THE ROAD TO EMMAUS

(Adapted from Luke 24: 13-34)

It is the third day after Jesus died. Two of his followers decided to leave Jerusalem and go to a town called Emmaus. They did not know that God had given Jesus new life. They were talking about the bad things that happened to Jesus. They were very sad and disappointed. A stranger – someone they did not recognize at first, joined them on the road. When he asked what they were talking about that was making them so sad, one of them named Cleopas said, "We are talking about what happened to Jesus and how he had died." They were very discouraged because they did not understand why Jesus had to die, and now their hope was gone.

They even said that some women had gone to Jesus' tomb that Sunday morning and found that Jesus was not there and that an angel had said that he was alive. But because no one had seen Jesus, they did not believe it. They had decided to leave Jerusalem. Then the stranger who had joined them talked with them about how in the book of God' Word, many things were written about Jesus that said that he would suffer and die, but he would come back to life.

As the stranger taught them he helped them to understand Jesus better. They did not want him to leave because they wanted to learn more. They asked him to join them for supper. When they were eating together, their new friend took bread, blessed and broke it and gave it to them just as he had done at the Last Supper. Then they knew that the stranger They had met was really Jesus and that he was truly alive. They were so excited that they did not want to keep such wonderful news to themselves. They rushed back to Jerusalem to share their good news story with the other followers of Jesus.

The Word of the Lord. **Response:** Thanks be to God.

A TIME TO SHARE FRIENDSHIP AND FOOD

(Adapted from John 21:4-14)

Very early in the morning, Jesus stood on the beach and called out to his disciples who were fishing in a boat. He said, "You have no fish, have you?" They answered him, "No." They had been fishing for many hours through the night. They did not know that the person on the beach was Jesus. Jesus then told them, "Throw your net to the right side of the boat and you will find fish." When they threw the net on the right side of the boat, they caught so many fish it was almost too heavy to pull in the net. All of a sudden John realized that it was Jesus who had called to them from the beach. The apostles were so excited to see Jesus.

When they got to the shore they saw that Jesus had prepared a charcoal fire with fish on it and some bread. Jesus said, "Bring some of the fish that you have caught. Come and have breakfast." They knew it was Jesus. Jesus then took the bread and the fish and gave it to them. This was the third time Jesus visited his friends after the Resurrection.

The Word of the Lord. **Response:** Thanks be to God.

SENDING FORTH

(Adapted from Matthew 28:16-20)

Jesus had died and had come back to new life. Some of his disciples still did not understand and were not sure if Jesus was alive again in a new way. The eleven disciples went to a mountain in Galilee. Jesus came to them and said, "God is with you and will help you to teach God's message to all people. I send you to go to all nations baptizing them in the name of the Father, and of the Son, and of the Holy Spirit. Teach all these people the many things I have taught you. Remember I will be with you always as you do this good work.."

The Word of the Lord. **Response:** Thanks be to God.

EUCCHARIST RESOURCE DOCUMENT

FEEDBACK FORM

You, the Teacher Catechists, are the best reviewers of this catechetical document. Please send any suggestions that clarify and/or make these materials more useful for your students.

Please send to:

Les Miller
York Catholic district School board
320 Bloomington Road West
Aurora, Ontario
L4G 3G8